


SOLO Track

Mains Single circuit track system



Features:

The Tamlite Solo single circuit system has an unobtrusive profile and includes a wide range of accessories for a variety of configurations
Luminaires can be positioned at any point along a track length and secured with a simple twist and lock action
Sections are supplied complete with two stop ends
Available in 4 colour finishes

Construction:

Extruded aluminium body
Each section supplied with dead-ends
(*T2400 Only available in white and black)

Options:

ALUM - Matt aluminium
B - Black (RAL 9005)
PB - Polished brass
W - White

SOLO Track

Mains Single circuit track system

Order Codes

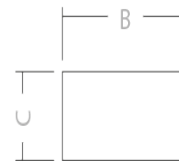
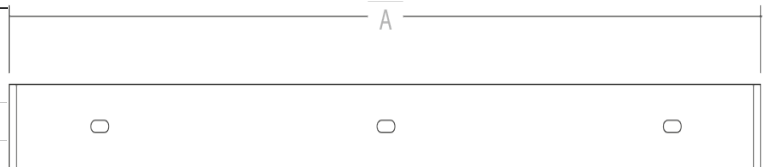
All dimensions are in millimetres

Order code	Description	Lumens (lm)	Total power (W)	Efficacy (lm/W)	Weight (kg)
T2400	2400mm track				1.3
T600	600mm track				0.34
T1200	1200mm track				0.64
T1800	1800mm track				0.94

Dimensions

All dimensions are in millimetres

Order code	A	B	C
T2400	2445	35	18
T600	615	35	18
T1200	1205	35	18
T1800	1835	35	18



Installation instructions:

Surface fix via centre fixing hole

To specify:

Aluminium 230V single circuit track system as per Tamlite SOLO range

Please Note: Order codes listed are for standard (non-emergency) versions only. For all other gear options, please contact Tamlite Lighting.